

Children's Swimming Vest AGAMA

User Manual – Size 2-3 years (15–18 kg)

Manufacturer: Agama PRO s. r. o., Vršava I 1492, Zlín, 76001, Czech Republic

IČ: 07039034, DIČ: C707039034. Made in the Czech Republic.

The AGAMA children's swimming vest (hereinafter referred to as a swimming aid for swimming lessons) is a buoyancy device that serves as an aid for learning to swim. It complies with EN1313138-1:2014, Class B (the notified body is the Military Technical Institute s. p. No. OS 2452, Mladoboleslavská 944, 197 00 Prague 9; the EU declaration of conformity is available at <https://www.agama-diving.cz/detska-plavecka-vesta-agama>).

The purpose of this swimming aid is to provide the user (child) with some ability to stay afloat and ensure the correct body position for swimming.

The swimming aid for swimming lessons is not a toy. The swimming aid is not a lifesaving device! Never leave the child unattended while using it! Before use, carefully read the instructions and warnings, and ensure the swimming aid is suitable for your child's weight (and age).



Instructions for use:





- Before each use, check if the swimming aid is damaged.
- Before putting on the swimming aid, ensure that all buckles are open and the straps are loose.
- Place the swimming aid over the head through the neck opening. Ensure the handle (loop) is positioned on the child's back.
- Fasten the side buckles first and make sure the straps are securely tightened. The front and rear panels should be centered on the upper part of the body.
- Close the crotch strap and tighten it securely. The swimming aid is securely fastened if it does not move around the child's torso. In the water, ensure the swimming aid fits properly, and do not let the child out of reach. Make sure the shoulder straps do not slide upwards and are not loose. If they do, adjust the crotch strap.
- The straps are threaded through the buckles twice for safety reasons. Maintain this method of fastening.
- Ensure the child does not chew or bite the swimming aid, as small parts could be bitten off and cause choking!

Maintenance:

- To keep the swimming aid in the best condition, rinse it thoroughly with clean water after each use. Do not dry in direct sunlight. The swimming aid should be hung in a dark and dry environment until fully dry.
- Do not expose the swimming aid to direct pressure (e.g., stepping on it).
- If the instructions for use and maintenance are followed as per this manual, the expected lifespan is 6 years from the date of manufacture. The month and year of manufacture and batch number can be found on the inside of the swimming aid (month/year/batch). After the lifespan expires, dispose of it with regular waste.

Explanation of symbols:

	
Warning	Does not protect against drowning

			
Required actions	Use only under constant supervision	Weight range: ... to ... kg (specific values can be found on the product or its packaging)	Read instructions carefully before use